



ᑎᑭᑭᑦ ᑦᑦᑦᑦ ᑭᑦ ᑎᑭᑭᑦᑦ ᑭᑦᑦᑦ

Tikinagan

Child & Family Services

STAFF SURVEY

INTERNAL COMMUNICATIONS



175+ RESPONSES

25% SUPERVISORS

22% FIRST NATIONS
35% S&KT **32% TRAY**
10% RED LAKE/DRYDEN

AGENCY COMMUNICATION

Percentages show staff who either **strongly agreed** or **agreed** to each statement below.

I learn about the agency through internal communications

94%

I know the agency well, and understand its goals and values.

97%

Tikinagan's internal communication efforts connect me to the agency, staff, and the Mamow Obiki-ahwahsoonwin Service Model.

93%

Tikinagan shares information, updates, and news that relate to my job and to my understanding of child and family wellbeing.

92%

Tikinagan's public image is well received by those outside the agency.

78%

My Supervisor shares internal communications with our team on a regular basis and keeps us informed.

87%

Tikinagan does a good job promoting and celebrating the successes of our staff.

83%

Tikinagan does a good job promoting and celebrating the successes of our agency, foster parents, and communities.

82%

During the pandemic, Tikinagan has done well to communicate internally about COVID-19-related protocols, updates, and changes.

94%

Tikinagan shares information on my employee benefits, resources, and supports.

85%

The agency educates me on my rights as an employee, as well as other Health & Safety education.

86%

I can contribute my ideas to the agency.

80%

YOUR COMMUNICATION

Your communications preferences at Tikinagan



EMAIL
26%



SUPERVISOR
21%



OTHER
18%



NEWSLETTER
13%



MEETINGS
11%



PORTAL
11%

Your Top 10 items you want information on at Tikinagan



Training



About Tikinagan



Success Stories



Employee Benefits



Staff Engagement



Child Welfare News



Reminders,
Policies &
Procedures



Health & Safety
Employee
Wellbeing




Updates from ED



Careers

How you get informed outside of work



Almost 30% get their personal information from their Facebook feed. 51% follow us on Facebook.

27% use online news websites vs 9% local newspapers

14% listen to the radio

13% watch TV

TIKINAGAN WEEKLY

Tikinagan Weekly Approval Rate



More than half generally read all or most of the Tikinagan Weekly.



New content ideas you want to see in the Tikinagan Weekly

- (+) Games, puzzles, and cartoons
- (+) More community-based stories and updates (ie. lockdowns)
- (+) Staff features (interviews, getting to know you, photos)
- (+) Executive, Manager, and Unit Updates
- (+) Pet of the Week
- (+) Elders Teachings

WEBSITE & PORTAL



Staff gave a 4/5 Website Approval

70%

70% of staff have logged onto the Staff Portal at least once. **More half of those who do**, visit either a few times a week or at least once a week.



78% of staff strongly agree or agree that they find the Portal useful.



72% of staff strongly agree or agree that the login process is easy.



77% of staff strongly agree or agree that they can navigate the portal easily.


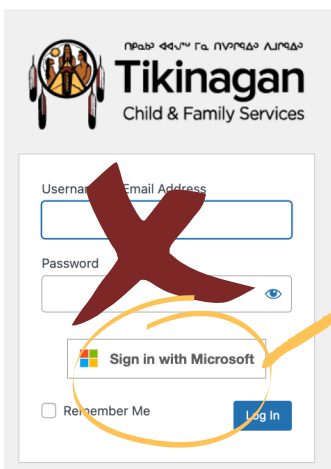
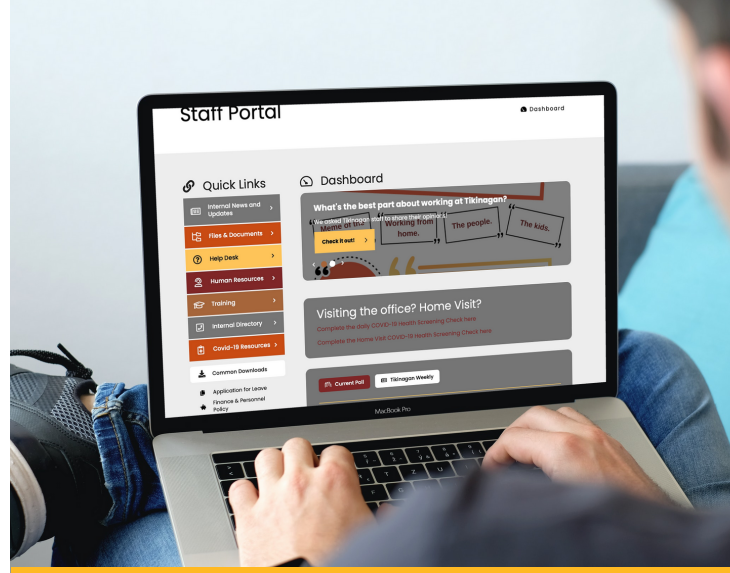


79% of staff strongly agree or agree that the information is presented well.

PORTAL PROBLEMS?

In addition to the ratings above, you shared your challenges of navigating the Staff Portal. We learned the **login process** and **searching files** can be difficult for some, so the Communications Dept will be hosting a LIVE demo/FAQ in the coming weeks.

In the meantime, see below or click here to see **Portal Training Video** to get you started.



To login to Staff Portal, choose the Sign in with Microsoft option. Sign in with your @tikinagan.org email/pw or your personal account that has been set up with authentication. You will be asked to confirm your identity via Text/Email. You may stay signed in so you can skip this step next time you return.

Thank you for completing the survey and reading the results.

The winner of the survey

\$100 gift card is...

BARBARA LITTLEDEER

FORT HOPE, RESIDENTIAL CARE WORKER